



# MEDIIMPEX

*The Strength Of Success*

## MEDICARE TECHNOLOGIES



We Are Deals In Hospital Furniture  
Hostel Furniture, All Types O.T Table, LED  
O.T Light, Medical Gas Pipeline,  
Modular Operation theater,  
Emergency Equipment, Monitor, Ventilators And  
All Types Of Medical Equipment



## MEDICARE TECHNOLOGIES

MMIG A 94 SHASTRIPURAM SIKANDRA  
AGRA 282007 UTTRA PRADESH  
Contact:- 7351210003, 8979766394

# Contents

ICU Hospital Beds	1-2
Ward / Pvt. Room Hospital Beds	3-4
Hospital Beds Accessories	5-7
Patient Transfer Trolleys	8-9
Wheel Chair	10
Ward Accessories	11-15
Examination Tables / Couch	16-17
Delivery Tables	18-19
Surgical Diathermy / Cautery Machine	19
O.T. Tables	20 -22
O.T. Lights	23-26
Hollowares	27-28
Autoclaves	29-30
O.T. Equipments	31
Anaesthesia Machine / Boyales Appratus	32-34
Neonatal Equipments	35-36
Scrub Station	37
Blood Transfer Chair / Mortuary	38
Anaesthesia Equipments	39-40
Resuscitators	41
Surgical Instruments	42
OPD Equipments	43-44
Other Hospital Items	45
Medical Equipments & Accessories	46-48



### MT-01

#### ICU Bed Electric (Abs Panels & Abs Railing)

- Frame work made of rectangular M.S. Tube.
- 4 Section top made of perforated MS Sheet.
- Backrest, Knee Rest Trendlenburg / Reverse Trendlenburg and Hi-Low Positions obtained by Electric Actuator operated by hand remote system.
- ABS moulded head & foot panels.
- ABS tuck away safety side railing.
- Telescopic IV Rod with Two locations.
- Bed mounted on 125 mm dia castor two with brakes.
- Overall Size : 210 L x 90 W x 60-80 H cms.
- Finish : Epoxy Powder Coated.

**Optional :** • CPR Function on backrest section • Central Braking Castors • ACP Control • Manual Override

### MT-02

#### ICU Bed Electric (ABS Panels)

- Frame work made of rectangular M.S. Tube.
- Perforated CRC Sheet top in four sections.
- Backrest, Knee Rest Trendlenburg / Reverse Trendlenburg and Hi-Lo Positions obtained by Electric Actuator operated by hand remote system.
- ABS moulded head & foot panels.
- Collapsible type safety side railings : SS horizontal tubes aluminium alloy / fixed with brackets Easily detachable.
- Telescopic IV Rod with four locations.
- Bed mounted on 125 mm dia castors-two with brakes.
- Overall Size : 210 L x 90 W x 60-80 H cms.
- Finish : Epoxy Powder Coated.



**Optional :** • CPR Function on backrest section. • ACP Control • Central Locking • Override



### MT-03

#### ICU Bed Mechanical (ABS Panels & ABS Railing Swing Type)

- Frame work made of rectangular M.S. Tube.
- 4 Section top made of perforated MS Sheet.
- Backrest, Knee Rest, Trendlenburg/Reverse Trendlenburg and Hi-Lo Positions obtained by separate screw from foot end.
- ABS moulded head & foot panels.
- ABS tuck away safety side railing.
- Telescopic I.V. Rod with two location.
- 125mm castor -two with Brakes.
- Over all Size : 210 L x 90 W x 60-80 H cms .
- Finish : Epoxy Powder coated Finish.



# ICU Hospital Beds



## MT-04

### ICU Bed Mechanical (ABS Panels)

- Frame work made of rectangular M.S. Tube.
- 4 Section top made of perforated MS Sheet.
- Backrest, Knee Rest, TB / RTB Positions manoeuvred by separate screw from foot end.
- ABS moulded head & foot railing.
- Collapsible Side Railing.
- Telescopic IV Rod with four locations.
- Bed mounted on 125 mm dia castor two with brakes.
- Overall Size : 210 L x 90W x 60H cms.
- Finish : Epoxy Powder Coated.

## MT-05

### ICU Bed Mechanical 3 KEY (ABS Panels & ABS Railing)

- Frame work made of rectangular M.S. Tube.
- 4 Section top made of perforated MS Sheet.
- Backrest, Knee Rest, Trendlenburg/Reverse Trendlenburg
- ABS moulded head & foot panels.
- ABS tuck away safety side railing.
- Telescopic I.V. Rod with two location.
- 125mm castor -two with Brakes.
- Over all Size : 210 L x 90W x 60-80 H cms .
- Finish : Epoxy Powder coated Finish.



## MT-06

### ICU Bed Mechanical Fixed Height 3 KEY (ABS Panels)

- Made of rectangular M.S. Tube.
- 4 Section top made of perforated MS sheet.
- Backrest, Knee Rest, TB / RTB Positions manoeuvred by separate head & foot panels.
- ABS moulded head & foot panels.
- Collapsible safety side railing.
- Telescopic IV Rod with four locations.
- Bed mounted on 125 mm dia castor two with brakes.
- Overall Size : 210 L x 90W x 60H cms.
- Finish : Epoxy Powder Coated.







**MEDIIMPEX**  
*The Strength Of Success*  
**MEDICARE TECHNOLOGIES**

## Ward / Pvt. Room Hospital Beds



### MT-07

#### ICU Bed Mechanical 3 Key

- Approx. Overall Size 210L x 90W x 60-80 H cms.
- The mattress plate form frame work made of CRC rectangular tubes.
- 4 Section top made of CRC perforated sheet.
- Backrest section, Knee section, Trendlenberg / Reverse Trendlenberg.
- Detachable S.S. head and foot bows castors 2 with brakes.
- Bed Mounted on 125 mm dia castors 2 with brakes.
- Four locations for I.V. Rod with one Telescopic S.S. I.V. Rod.
- Collapsible safety side Railings.
- Finish: Epoxy Powder Coated.

### MT-08

#### Hospital Fowler Bed (ABS Panels)

- Frame work made of Rectangular CRC Tube.
- 4 Section top made of perforated M.S. Sheet.
- Backrest, Knee Rest Positions manoeuvred by separate screw from foot end.
- ABS moulded head & foot panels.
- Four locations for IV Rod.
- Bed mounted on 10 cms dia castor two with brakes.
- Overall Size : 206L x 90W x 60H cms.
- Finish : Epoxy Powder Coated
- Also Available Electrically Operated.



Optional Railing

Electric Bed



Optional Wheel

### MT-09

#### Hospital Fowler Bed (SS Bows)

- Approx. Overall Dimensions: 206 L x 90W x 60 H cms.
- The mattress plate form frame work made of CRC rectangular tubes.
- 4 Section top made fo CRC perforated sheet.
- Backrest section and knee section manoeuvred by separate screw with detachable / folding handle from foot end.
- Detachable S.S. head and foot bows fitted with aminated panels.
- H type legs on 10 cms dia castors 2 with brakes.
- Four location for I.V. Rod.
- Finish : Epoxy Powder Coated.

# Ward / Pvt. Room Hospital Beds



## MT-10

### Hospital Semi Fowler Bed (ABS Panels)

- Frame work made of Rectangular M.S. Tube.
- 2 Section Top made of Perforated M.S. Sheet.
- Back rest Position manoeuvred by Separate screw from foot end.
- ABS Moulded Head & Foot Panels.
- Four Location for I.V. Rod.
- Overall Size : 206L x 90W x 60 H cms.
- Finish : Epoxy Powder Coated.
- Also Available Electrically Operated

## MT-11

### Hospital Semi Fowler Bed (SS Panels)

- Frame work made of Rectangular M.S. Tube.
- 2 Section Top made of perforated M.S. Sheet.
- Back Rest Section, manoeuvred by Screw Handle from Foot End.
- SS Head & Foot Bows with laminated panels.
- Four location for I.V. Rod.
- Overall Size : 206 L x 90 W x 60 H cms.
- Finish : Epoxy Powder Coated.



## MT-12

### Hospital Semi Fowler Bed (Std.)

- Approx. Overall Dimensions 206 L x 90W x 60 H cms.
- The mattress plate form frame work made of ERW CRC rectangular tubes.
- Two Section top made of CRC Perforated sheet.
- Backrest section manoeuvred by screw with folding handle from foot end.
- Tubular head and foot bows of unequal height supported with one horizontal tube and three vertical tubes support.
- Four locations for I.V. Rod.
- Finish : Epoxy Powder Coated.

## Hospital Beds



### MT-13

#### Hospital Bed Plain (Std.)

- Frame work made of Rectangular square M.S. Tube.
- Top made of Perforated CRCA MS sheet.
- Tubular Head & Foot Bows of Unequal Height.
- Four Location for I.V Rod.
- Overall Size : 206 L x 90 W x 60 H cms.
- Finish : Epoxy Powder Coated.

### MT-14

#### Pediatric Bed

- Overall Approx. Dimension : 140 cm L x 76 cm W x 60 cm H.
- Frame work made of CRCA rectangular tubes.
- Top made of CRCA perforated Sheet.
- Full length drop side rails on both sides.
- Finish : Epoxy Powder Coated.



### MT-15

#### Attendant Bed

- Overall Size : 180 L X 60 W x 46 H cms.
- Frame work made of rectangular / square M S Tube.
- Legs fitted with PVC Stumps.
- Finish : Epoxy Powder Coated.

#### Optional

- 5 cm Foam Padded Top Covered with rexine.

### MT-16

#### Attendant Bed Plain

- Overall Size : 60 L X 18 W x 18 H cms.
- Frame work made of rectangular / square M S Tube.
- Legs fitted with PVC Stumps.
- Finish : Epoxy Powder Coated.

#### Optional

- 5 cm Foam Padded Top Covered with rexine.





# Hospital Beds Accessories



**MT-17**


**Bed Cradle (Burn Cage)**

- 48" L x 24" W x 24" H
- Frame work made of M.S. tubes
- Pre-treated and Epoxy Powder Coated finish

**MT-18**

**Protective Railing**

- Made of Aluminium tubes.
- Packing :1pair 0.022CBM.
- N.W. :6.4 KGS.
- G.W. :7.0 KGS.
- Finish: Epoxy Powder Coated.



**MT-19**

**ABS Tuck Away Railing In 2pcs.**



**MT-20**

**ABS Pannel With Buffer (deluxe)**



**MT-21**

**ABS Tuck Away Railing In 4 Pcs**



**MT-22**

**I.V. Rod for Hospital Bed**



**MT-24**

**Lifting Pole - K**

- SS/MS tubular pole fitted with hand grip.
- Easily fitted back side of the head bows.



**MT-25**

**X-ray Permeable Back Rest Section - F**

- X-Ray permeable back rest with S.S. X-ray Cassette holder on Sliding Mechanism.



**MT-26**

**Bed Elevator - G**

- Tubular frame work mounted on two 10 cms dia castors.
- Hook to hold and liftbed at foot bow end by geared handle.
- Pre treated and epoxy powder coated.

**MT-23**

**Mattress For Hospital Beds**

- 10 cms thick, 32 / 40 density foam mattress covered with rexine closed with zip at one end.



A -Single mattress for plain beds / Attendant beds



B-Two section mattress for semi-fowler beds




C-Four section mattress for fowler/I.C.U. beds



**MT-27**

**Balkan Beam Frame - H**

- Made from MS/SS vertical, longitudinal and transverse tubes with clamps and pulleys.



**MT-28**

**Patient Case Sheet Holder-L**

- Made from Aluminium/ABS Sheet.
- Single with chrome Plate Clip.



**MT-29**

**X-ray View Box**

- A-For one film, B-For two film
- C-For three film, D-For four film

# Patient Transfer Trolleys



**MT-30**

◀ **Patient Trolley (Hi-Low)**

- Approx. size : 195L x 65W x 68-90H cms.
- Frame Work made of MS Tubes.
- Safety side railing I.V. rod.
- Adjustable Height by crank handle.
- 15 cms dia castors.
- Pre-treated & Epoxy Powder Coated.

**MT-31**

**Emergency & Recovery Trolley (Hydraulic)** ▶

- Approx. size: 210L x 65W x 65-95H cms.
- Safety side railing, I.V. Rod, storage tray & Cylinder cage.
- Removable X-Ray translucent top with tray for holding X-ray Cassettes.
- Adjustable Height by hydraulic pump through foot pedal.
- Trendlenburg / Rev. Trendlenburg by gas spring. 15 cms dia castors.
- Corner buffers.
- Pre-treated & Epoxy Powder Coated.



**MT-32**

◀ **Patient Trolley With Fixed Cushioned 2 Section Top**

- Approx. size : 195L x 65W x 68-90H cms.
- Frame Work made of MS Tubes.
- Safety side railing I.V. Rod.
- Backrest Adjustable.
- 15 cms dia castors.
- Pre-treated & Epoxy Powder Coated.
- Also available in complete S.S.

**MT-33**

**Stretcher On Trolley With Matress** ▶

- Overall Approx. Size: 180 L x 56 W x 81 H cms.
- Frame work made of Tubular MS Pipe.
- Swing Away type Safety Side Railing.
- Adjustable I.V. Rod, Utility Tray, Cylinder Cage.
- Fixed Foam Padded top.
- Trolley mount on 15 cms Dia castors - Two with Brakes.
- Epoxy Powder Coated Finish.



**MT-34**

◀ **Stretcher Trolley**

- Overall Approx. Size : 213 L x 56 W x 81 H cms.
- Frame work made of 1.25" 16 G vertical & 1" x 18 G horizontal CRC tube.
- Trolley mounted on 15 cm dia castors 2 with brake.
- Removable stretcher top made of MS sheet.
- Pushing handle at both end of the stretcher top.
- Finish : Pre treated and Epoxy Powder Coated.
- Also available in complete S.S.



## Patient Transfer Trolleys

### MT-35

#### Ambulance Stretcher

- Light weight , strong structure, lovely design, good arts and crafts, easy antiseptics, small size convenient to use.
- Utilizes high precision mechanical transmission.
- Can be used automatically folded through the left and right hand control handle.
- Made of high quality aluminium alloy tubes.
- Dimensions:-  
A- High position: 1,900 x 560 x 900 mm  
B- low position: 1,900 x 560 x 280 mm
- Product weight: 40 kg
- Diameter of the Castors: 125 mm
- Applicable for various kind of hospital, emergency centers, ambulances and battle fields.



### MT-36

#### Folding Stretcher 2 Fold

- Unfolded Size: 221 L x 53 W x 15 H cms.
- Folded Size: 110 L x 18 W x 11 H cms.
- Net Wt: 5 kg.
- Gross Wt: 6 kg.
- Load Bearing Capacity: 159 kg.
- Also Available in Aluminum



### MT-37

#### Model Scoop Stretcher (Telescopic/Immobile)

A portable first aid stretcher, is commonly used for transporting bone fractured and seriously injured patients. A clutch zip design at the middle of the model, the stretcher can be divided into left and right parts. Both parts can be drawn out when you need to put the patient on the operating table or the hospital bed quickly without moving the patient. The stretcher length can be directly transferred into the ambulance. The stretcher can fold or be separated into two parts, easy to carry or transport.

Product size (LxWxH)	: 168 x 43 x 7 cm (min) 224 x 45 x 10 cm (max)
Net Weight	: 9 kg
Gross Weight	: 11 kg
The bearing pressure	: < 159 kg
Dimension of the packing	: 127 x 45 x 10 cm



### MT-38

#### Spine Board

Spine Board is mainly used for immobilizing and safely transferring serious patients during rescuing. It's a first-aid transport equipments for medical department. It also could be equipped on ambulances. Besides, it can go into X-ray directly and float on water. This model is made of high strength engineering plastics. It can be enduring used, and has the advantage of antiaging, weight loading and easy stocking specialties.

Size	: 183 L x 45 W x 5 H cms
Load Bearing	: 159 kg
Net Weight	: 6.5 kg
Gross Weight	: 7.5 kg



# Wheel Chair



## MT-39

### Wheel Chair Folding

- Chromed Steel Frame 8" PVC Castor,
- 24" Solid Mag Wheel Fixed Armrest and Footrest

## MT-40

### Wheel Chair Non Folding

- 17" cushioned seat & back fixed armrests front with 5" solid castors & rear 26" solid wheels with brakes.
- Size - 41" x 28" x 33" (L x W x H).



Wheel Chair



## MT-41

### Invalid Wheel Chair Non Folding With Commode

- 17" cushioned seat & back fixed armrests front with 5" solid castors & rear 26" solid wheels with brakes.
- Size 41" x 28" x 33" (L x W x H).

## MT-42

### Bed Cum Chair Commode

Specially Foldable Deluxe bed cum chair, Comfortable Seating Space, Back Support adjustable up to 170 Degrees, Detachable Armrest, Swing away foot rest (Adjustable), Multipurpose wheels (Big rear wheels can be easily interchanged with the small wheels for indoor use), on board commod Facility with tray.





**MT-43**  
**Bed Side Locker (Deluxe)**

- CRCA sheet constructions.
- Having one box and one drawer
- S.S. Top with three sides raise edges.
- Epoxy Powder Coated.
- 16" L x 16" W x 32" H.



**MT-44**  
**Bed Side Locker (Std)**

- Four MS legs fitted with PVC Stumps.
- Box and door made of MS sheet.
- Top made by machine pressed SS Sheet.
- Finish : Epoxy Powder coated.
- 16" L x 16" W x 32" H



**MT-45**  
**Bed Side Locker Open General**

- Strong steel pipe frame fixed with Three CRCA Sheet shelves with Mild Steel guard rails fixed on three sides of each shelf.
- Mounted on Rubber Stumps.
- Finish: Pre-treated & Epoxy Powder Coated.



**MT-46**  
**Over Bed Table (Pneumatically Adjustable)**

- Rectangular frame work mounted on 5 cm castors.
- 33" x 18" ABS moulded top adjustable by pneumatic gas spring.
- Pre treated and Epoxy Powder Coated.



**MT-47**  
**Adjustable Bed Side Table**

- Strong steel tubular frame work mounted on four 5 cms.
- Dia swivelling castor.
- Laminated board top of size 76L x 40.5W cms.
- Chromium plated telescopic sliding tube.
- Knob operated height.
- Pretreated & Epoxy powder Coated/Oven baked enamel.



**MT-48**  
**Over Bed Table (Adjustable Two Section)**

- Two section laminated top fitted on MS square tubular telescopic stem.
- Height adjustable from Approx 750 mm x 1100 mm by gear handle.
- Base frame made of rectangular MS tubes mounted on 50 mm dia castors.
- Finish : Pre treated and Epoxy Powder Coated.



**Mt49**  
**Over Bed Table**

- Tubular frame work mounted on 5 cms castors.
- Fixed Laminated Board.
- Pre-treated and Epoxy Powder Coated.
- 42" L x 18" W x 39" H.



**MT-50**  
**Wash Basin Stand (Single)**  
**Wash Basin Stand (Double)**

- Five Legs base mounted on 5cms dia castors.
- With two approx. 35cms dia S.S. basins.
- Vertical MS tube made of 25mm X 15G.
- Basin holder MS tube made of 16mm X 18G.
- Pre treated and Epoxy Powder Coated.
- Also Available in SS vertical tube and SS basin holder.



# Ward Accessories



- MT-51**  
**Soiled Linen Trolley with Plastic Bucket**
- Push handle at one hand.
  - Frame work of CRC tube on 10 cms castors.
  - Superior quality plastic bucket.
  - Epoxy powder coated.
  - Also available in S.S. Frame.



- MT-52**  
**Soiled Linen Trolley With Canvas Bag**
- Frame work of CRC tube mounted on 10 cms castors.
  - Superior quality canvas bag.
  - Epoxy powder coated finish.
  - Also Available in S.S.



- MT-53**  
**Linen Change Trolley**
- MS Tubular frame mounted on 10cms Dia castors.
  - Three shelves made of MS Sheet.
  - A Canvas Bag fitted on front side.
  - Epoxy Powder Coated Finish.



- MT-54**  
**Attendant Stool**
- Approx. Size : 12" x 12" x 20"H.
  - Top made of CRCA Sheet double bent.
  - Legs made of 25 mm x 18 G and Horizontal Support of 19 mm X 18 G CRCA Tube fitted with PVC stumps.
  - Finish : Epoxy Powder Coated.



- MT-55**  
**Lab Technician Stool**
- Height adjustable cushioned Seat.
  - 5 legs base on castors.



- MT-56**  
**Revolving Stool (SS Top)**
- Four leg base with PVC Stumps.
  - Height adjustment by machine Screw from 18" x 27".
  - A foot rest ring support made of MS Tube.
  - SS top supported with MS sheet top.
  - Finish : Pre-treated and epoxy Powder Coated.
  - Also Available in S.S. Frame work and S.S. Top.



- MT-57**  
**Revolving Stool (Cushioned Top)**
- Four Leg base fitted with PVC Stumps.
  - Height adjustment by machine Screw from 18" x 27".
  - A foot rest ring support made of MS Tube.
  - Cushioned top support with MS Circle.
  - Finished : Pre-treated and Epoxy Powder Coated.
  - Also available in S.S. Frame work Cushioned top.



- MT-58**  
**Surgeon Chair**
- Overall Approx. Size : Cushioned seat and back.
  - Pneumatic height adjustable.
  - Height adjustable and swinging back rest.
  - 5 Legs chrome plated base with foot ring.
  - Base fitted with 50 mm dia Castors.

Ward Accessories



**MT-59**  
**Trolley For Oxygen Cylinder**

- Frame work made of CRC tube mounted on 10 cms/ 15cms castors
- Epoxy powder coated finish.
- A- for B type cylinder.
- B- for D type cylinder.



**MT-60**  
**Kick Bowl / Bucket**

- Approx. S.S. Bowl of 350 mm dia/SS Bucket.
- Frame work made of MS tubes.
- Mounted on 75 mm castors.
- Finish : Epoxy Powder Coated.
- Also available in SS frame work and SS Basin/Bucket.



**MT-61**  
**Baby Cradle**

- M.S. tubular pipe. Stand fitted with PVC stumps.
- Wire mesh hanging cradle.
- Pre-treated and Epoxy Powder coated.
- Size - 36"x15"x39" (LxWxH)



**MT-62**  
**Baby Bassinet**

- Preprex transparent Crib with mattress.
- Trendlenburg / Rev. Trendlenburg 5 cms castors. I.V.Rod.
- Pretreated & Epoxy Powder Coated.
- Also Available S.S.



**MT-63**  
**Foot Step (Single Step)**

- Overall Approx Size : 460 mm L x 280 mm W x 230 mm H.
- Step made of CRCA Sheet.
- Frame made of 1" x 18G CRCA Tube fitted with PVC Stumps.
- Finish : Epoxy Powder Coated.
- Also available in complete S.S.A



**MT-64**  
**Foot Step Single**

- 18"x9"x9".
- M.S. Tubular legs fitted with PVC stump.
- Pre-treated and Epoxy Powder Coated.
- M.S. top fixed with rubber matting and aluminium beddings.
- Also available in Stainless Steel Model.



**MT-65**  
**Foot Step (Double Step)**

- Overall Approx. Step Size : 460 mm L x 230 mm W.
- First step Height 230 mm and Second step size 450 mm.
- Step made of CRCA Sheet.
- Frame made of 1" x 18G CRC Tubes fitted with PVC Stumps.
- Finish Epoxy Powder Coated.



**MT-66**  
**Foot Step Double**

- 18"x18"x18".
- M.S. Tubular Frame fitted with PVC stump.
- CRC sheet duly double press bent.
- Pre-treated and Epoxy Powder Coated.
- Also available in Stainless Steel Model.

# Ward / O.T. Accessories



## MT-67

### Bed Side Screen (4 Panels)


- Overall Approx. Size : 1680 H x 2450 mm.
- MS tubular construction made of 19 mm x 18G in four section.
- Legs made of 25 mm x 18G fitted with 50 mm dia castors.
- Each span 610 mm wide.
- Supplied with hooks and spring with curtain cloth.
- Finish : pre treated and Epoxy Powder Coated.



## MT-68

### Bed Side Screen (3 Panels)

- Middle Span 1210 mm Wide and side spans 610 mm



## MT-69

### I.V. Stand

- Five Pronged base fitted with 5 cm dia castors.
- 12 mm S.S. Adjustable I.V. Rod with double hook.
- (A) M.S. Pipe with plastic base.
- (B) S.S. Pipe with plastic base.
- (C) S.S. Pipe with S.S. base.
- (D) M.S. Pipe with M.S. base.



## MT-70

### Medicine Trolley With 4 Drawer

- Frame work of MS tubes mounted on 10 cms castors.
- Two SS shelves with three side railing on top shelf side railing on top shelf.
- Two drawer under the each shelf.
- Epoxy Powder Coated Finish.
- Overall Approx. Size: 76L x 46W x 81 H cms.



## MT-71

### Utility Trolley (Two Shelves)


- M.S. Frame work.
- S.S. Shelves.
- One M.S. Drawer.
- 10 cms Castors.



## MT-72

### Laparoscopic / Monitor Trolley

- Four Leg base fitted with PVC Stumps.
- Height adjustment by machine Screw from 18" x 27".
- A foot rest ring support made of MS Tube.
- Cushioned top support with MS Circle.
- Finished : Pre-treated and Epoxy Powder Coated.
- Also available in S.S. Frame work Cushioned top.



## MT-73

### Surgeon Chair

- Overall Approx. Size : Cushioned seat and back.
- Pneumatic height adjustable.
- Height adjustable and swinging back rest.
- 5 Legs chrome plated base with foot ring.
- Base fitted with 50 mm dia Castors.





Sizes : 20" x 20" x 32"

### MT-74 Equipment Trolley (Three Shelves)

- Frame work made of 1" x 18G vertical MS Tubes. • Three 22G S.S. Shelves with three sides railing.
- The trolley mounted on 100 mm dia castors. • Finish : Pre treated and Epoxy Powder Coated.
- Also Available in S.S. Frame & S.S. Sheet



### MT-75 Crash Cart

- Overall Approx. Size : 960 L x 500 W x 1545 H mm. • Frame work made of S.S. Tubes. • Two light weight polystyrene boxes each with three drawers. • Upper drawer with medicine container of different sizes. • Provision to hold oxygen cylinder made of M.S. • Massage board for cardiac patient are provided. • Six Number colour hand out small bins at eye level. • Total three S.S. Shelves with railing to carry Medical Equipments. • Provided with S.S. I.V. Rod, corner Buffers. • The cart mounted on 125 mm dia casters 2 with brake. • Also available in M.S. Frame work and laminated shelves.



**L x W x H**  
Sizes : A-24" x 16" x 32"  
B-30" x 20" x 32"  
C-36" x 20" x 32"  
D-40" x 20" x 32"

### MT-76 Instrument Trolley (Two Shelves)

- Frame work made of 1" x 18 G vertical MSTubes.
- Two 22G S.S. Shelves with three sides railing.
- The trolley mounted on 75/100 mm dia castors.
- Finish : Pre treated and Epoxy Powder Coated.
- Also available in SS frame and SS shelves.



**L x W x H**  
Sizes : A- 30" x 20" x 32"  
B- 36" x 20" x 32"

### MT-77 Dressing Trolley

- Frame work made of MS tubes.
- Two S.S. Shelves over with S.S. railings on all four sides. • The trolley fitted S.S. bucket and S.S. bowl.
- Finish : Pre treated and Epoxy Powder Coated.
- Also available in SS frame work and SS shelves.



### MT-78 Mayo's Instrument Trolley With S.S. Tray

- Rectangular CRC tube mounted on 5 cms castors, height adjustable by side Knob.
- Pre - treated and Epoxy Powder Coated finish.
- Also available in S.S. frame & tray.
- Tray size S.S. : 56L x 40W cms



### MT-79 Instrument Mayo's Trolley Over The O.T. Table (mechanically)

- Approx Tray S.S. Size : 82 L x 50 W cms
- Frame Work Of CRC Tubes Mounted on 10cms Castors.
- Height adjustable By Gear Handle.
- Epoxy Powder Coated.
- Also Available in S.S. Frame & tray.



### MT-80 Mayo's Table

- Overall Approx. Tray Size : 560 mm L x 400 mm W. • Adjustable height of tray Approx. 760 mm to 1270 mm through gear handle. • Frame work made of 50 mm x 30 mm x 1.22 mm rectangular MS tubes. • Tray made of 0.9 mm thick S.S. 304 Grade sheet. • Table mounted on 50 mm dia castors.
- Finish : Pre treated and Epoxy Powder Coated. • Also available in SS frame work and SS Tray.

# Examination Tables / Couch



## MT-81

### EXAMINATION TABLE (PLAIN)

- 183L x 60W x 81 H cms.
- Frame work of CRC tubes.
- Legs fitted with PVC stumps.
- 5 cms foam cushioned top covered with rexine.
- Pre-treated and epoxy powder coated finish.

#### Optional

- Machine pressed double bend M.S. CRC sheet top with 5 cm mattress.

## MT-82

### EXAMINATION TABLE WITH 2 SECTION (PLAIN)

- Approx. Dimensions : 72":L x 24"W x 32" H.
- Frame work Rectangular & Square Steel Tubes.
- Adjustable Back Rest by hand lever.
- Two section cushioned top / Two Section M.S. Powder Coated Top with Mattress.
- Legs fitted on PVC stumps.
- Pre - treated & Epoxy Powder Coated.

#### Optional

- Machine pressed double bend M.S. CRC sheet top with 5 cm mattress.



## MT-83

### Examination Cum Gynae Table (U-Cut) & Back Rest

- Overall Approx. Size : 183 cm L x 60 cm W x 76 cm H.
- Frame work made of MS CRC tubes.
- Two section cushioned top / two section M.S. powder coated top with perineal cut and mattress.
- Complete with the pair of S.S. lithotomy rod made of 12 mm S.S. rod.
- Back rest adjustable by hand lever.
- Epoxy powder coated finish.

## MT-84

### Gynaec Examination Table (Plain U-CUT)

- Overall Size : 180L x 60W x 76 Hcms.
- Frame work made of Rectangular / Square M.S. Tube.
- Legs fitted with PVC Stumps.
- 5cm foam cushioned top covered with rexine with perineal cut.
- Adjustable lithotomy C.P. poles with straps.
- Finish : epoxy powder coated.

#### Optional

- Machine pressed double bend M.S. CRC sheet top with perineal cut with 5 cm mattress.



## Examination Tables



### MT-85

#### Examination Table With Cabinet And Drawer

- Overall Approx. Size : 180L x 50 W x 80 H cms.
- Frame work of CRC tubes.
- 5 cms foam cushioned top covered with rexine.
- 1Pc. cabinet with drawer.
- Legs fitted with PVC stumps.
- Finish :Pre-treated and epoxy powder coated.

#### Optional

- Single foot step in powder coted / S.S.

### MT-86

#### Exmiation Couch With Gyane Cut

- Overall Approx. Size: 183L x 50W x 82 H cms.
- Top frame work of CRC tubes covered with 5 cms foam cushioned and rexine.
- 3Pc. cabinet with 1 drawer.
- Legs fitted with PVC stumps.
- Finish :Pre-treated and epoxy powder coated.

#### Optional

- Single Foot Step in Powder coated.
- Utility trolley in powder coated with S.S. tray.



Optional : UTILITY TROLLEY



### MT-87

#### Examination Couch

- Overall Approx. Size: 183L x 50W x 82H cms.
- Body frame work made of 18/20 G. CRC sheet backrest adjustable on gas spring.

#### Optional

- S.S./M.S. foot step.



# Delivery Tables



## MT-88

### Labour Delivery Room Bed (Electric)

- Overall Size : 1880 mm L x 900 mm W x 600-800 mm H.
- Tubular frame work mounted on 125 mm dia castor two with brakes.
- Three section top made of MS pipe with fixed cushioned mattress.
- Trendlenburg / Reverse Trendlenburg positions, height adjustment, Back section adjustment through electric actuator system.
- Leg end section can slide under the main section.
- Provided with a pair of upholstery lithotomy position.
- SS Telescopic IV Rod Detachable SS Tray.

## MT-89

### Labour Table

- Overall Approx. max. Size : 72" x 27" x 30".
- Frame work made of MStube.
- Legs fitted with PVC Stumps.
- 3 Section Top made of S.S. Sheet.
- Back rest section adjustable on ratchet.
- Leg end section can slide under the main section.
- The entire table top gives trendlenberg positions by gas entire system.
- Removable safety side railing are provided on 3 sides of the table.
- Height adjustable a pair of foam padded knee crutches.
- Patient bearing down hand grips made of S.S. Tubes.
- Supplied with waste collecting S.S. Bowl on S.S. bracket and one S.S. I.V. Red.
- Finish : Pre treated and Epoxy Powder Coated.
- Also available in S.S. Frame work and S.S. Top.



## MT-90

### Obstetric Labour Table Telescopic (Adjustable Height)

- Approx. Dimensions: 72"L x 27"W x 24" -32" H.
- Tubular frame work mounted on swiveling castors.
- Stainless steel top in three sections.
- Trendlenburg positions. adjustable by pneumatic gas spring system.
- Hydraulically height adjustable by foot paddle from side.
- Backrest section adjustable on ratchet.
- Leg end section can slide under the main section.
- Height adjustable a pair of knee crutches.
- Pre treated & Epoxy powder coated.
- Also available in SS frame and SS sheet top.

### MT-91

#### Obstetric Labour Table (Mechanically)

- Approx. Dimensions: 72" L x 27" L X 30" H.
- Tubular frame work mounted on PVC stumps.
- Stainless steel top in three sections.
- Trendlenburg positions adjustable on screw mechanism by handle.
- Backrest section adjustable on ratchet system.
- Height adjustable a pair on knee crutches.
- Complete with self locking traction handle at side, I.V. rod & matress.
- Pre treated & Epoxy Powder Coated.



### MT-92

#### Operation & Examination Table (HI-LO) (72" x 20" x 32")

- Tubular Frame work on 10 cms castors two with brakes. This is an exceptionally fine surgical table. With facility of high adjustable by cranck mechanism. Offering a very comprehensive range of positions straight, trendlenburg & reverse trendlenburg positions, chair, lithotomy position etc. Optional
- Mattress 50mm with rexin cover.

## Cautery Machine



### MT-93

#### Electronic 400w Cautery Analog/Digital



### MT-94

#### Electronic 250/300w Cautery



### MT-95

#### Jehangir Megatom-400w



### MT-96

#### Jehangir ACE-300 Digital Cautery

# O.T. Tables



**MT-97**

## Universal Hydraulic Operating Table (Super Deluxe)



An Universal hydraulic operating table is specially designed to provide complete flexibility for patient positioning required for modern surgeries. This table is constructed of stainless steel and other high quality materials.

### FEATURES

- Five sectional stainless steel top which gives ease various surgical positions.
- UP & DOWN by Hydraulic System.
- Standard Positioning : Height UP/DOWN, Trendelenberg / Reverse Trendelenberg, Lateral tilt sides, Flex / Reflex, Chair, Kidney elevation through drive handle.
- Base and column covered with S.S. Top to ensure high durability and Hygiene for the operation room.
- Mobile on Smooth running castors.
- Floor Lock facility.

### STANDARD ACCESSORIES

- Five section mattress - 1 set
- Anesthetist Screen - 1 Pcs.
- Padded Shoulder support -2 Pcs.
- Padded Lateral Support-2 Pcs.
- Padded Lithotomy Crutches-2 Pcs.
- Padded Arm Rest - 2 Pcs.
- Drive Handle - 1 Pcs.




Specifcator/Model No.	MPH - 397 (Approx. Dimension)	MPH - 397 Electric (Approx. Dimension)
Overall Length of the table	1950 mm	1950 mm
Overall width of the table	500 mm	500 mm
Minimum height of the table	780 mm	780 mm
Maximum height of the table	1030 mm	1030 mm
Trendlengburg/Reverse	30 Degree	30 Degree
Flex / Reflex	800/2200	800/2200
Side Tilt	220	220
Kidney Position	125 mm manually	125 mm manually
Leg Section	900 down	900 down
Hi-Low Lift	Hydraulic	Electric



**MT-98**

**Operating Tables C-arm Compatible (hydraulic)**



### FEATURES

- Four Sections Radiolucent top.
- C-Arm compatible inbuilt kidney bridge.
- Eccentrically positioned top for maximum access for movement of C-Arm image intensifier.
- Heavy & sturdy T shaped base allowing maximum foot room for operating team
- Mobile on smooth running castors & Floor locking system for stability
- Heavy & Hygienic stainless steel Covered base and lifting column
- All the fittings, side rails and accessories made of stainless steel.
- Accessories clamps made of Stainless Steel.

### STANDARD POSITIONING

- Hydraulic UP / DOWN
- Precise and efficient crank mechanism to obtain trendelenberg / reverse trendelenberg,
  - Lateral tilt both sides,
  - Flex & Reflex, & Chair
- Detachable, adjustable and interchangeable head & leg sections
- Also Available with Kidney Bridge Position with Radiolucent top .




C-Arm compatible operating table for Orthopaedic with Leg Traction unit attached to the base

# O.T. Tables



**MT-99**  
**Operation Theater Table**  
**(Electric Operation Table)**



Inner thigh support for lateral position



Arm Support Carter Braine with pad (Adjustable) for lateral positioning (Optional)



Knee Rest for tibia and fibula position / arthroscopic position



Lateral Cassette Holder (Optional)



Pelvic rest (adjustable) at extreme right



Steinmann Pin Clamp

Pelvic rest (adjustable) positioned at extremity left



X-ray translucent, C-Arm Compatible. Hand operating table with mattress and telescopic support.

**C-arm Compatible Operating Table (Hydraulic)**

**STANDARD ACCESSORIES**

- Five section mattress - 1 set
- Anesthetist Screen - 1 Pcs.
- Padded Shoulder support - 2 Pcs.
- Padded Lateral Support-2 Pcs.
- Padded Lithotomy Crutches-2 Pcs.
- Padded Arm Rest - 2 Pcs.
- Drive Handle - 1 Pcs.



Specifacator/Model No.	MPH- 399 (Approx. Dimensions)
Overall Length of the table	1950 mm
Overall width of the table	500 mm
Minimum height of the table	780 mm
Maximum height of the table	1030 mm
Trendlengburg/Reverse	30 Degree
Flex / Reflex	800/2200
Side Tilt	220
Kidney Position	125 mm manually
Leg Section	900 down
Chair Position	850

# O.T. Lights



## MT-100

### Specifications

Dome	: Fiber / Aluminum	Color Temp.	: 4300 K (A)
Dome Diameter	: 19" ~ 480mm	CRI	: 93(Dichroic)
Reflector	: Aluminum / Dichroic	Bulb specification	: 24v - 150w
Intensity	: 50000 Lux (A)	Power	: AC 230V
	100000 Lux (D)	UPS System	: Optional



## MT-101

With protective fire resistant ESG safety glass for scratch proof, fast disinfection process, protects UV and IR rays and improve light penetration. With special European design for ventilation of heat. Body is made of high quality fire resistant polymer.

### Technical Data

Intensity	: 45,000 Lux ± 10%	Number of LED	: 19
Size of Light Field	: 12-30 cm	Diameter of Light	: 500 mm
Colour Temperature	: 4800 K	Power Supply	: 220V / 50
Colour Reduction Index	: 93 RA	Focusing	: Adjustable
LED Life	: > 50000 Hrs.	Battery Backup	: Optional

## MT-102

With protective fire resistant ESG safety glass for scratch proof, fast disinfection process, protects UV and IR rays and improve light penetration. With special European design for ventilation of heat. Body is made of high quality fire resistant polymer.

### Technical Data

Intensity	: 45,000 Lux ± 10%	Diameter of Light	: 500 mm
Size of Light Field	: 12-30 cm	Brightness Control	: Digital
Colour Temperature	: 4800 K	Power Supply	: 220V / 50Hz AC
Colour Reduction Index	: 93 RA	Focusing	: Adjustable
LED Life	: > 50000 Hrs.	Battery Backup	: Optional
Number of LED	: 19		





## MT-103

### Adjustable Colour Temperature

Memory Function, High quality sterilizable handle, With protective fire resistant ESG safety glass for scratch proof, fast disinfection process, protects UV and IR rays and improve light penetration. With special European design for ventilation of heat. Body is made of high quality fire resistant polymer.

#### Technical Data

Intensity	:	90,000 + 90,000 Lux ± 10%
Size of Light Field	:	12-30 cm
Colour Temperature	:	4000-5000 K
Colour Reduction Index	:	93 RA
LED Life	:	>50000 Hrs.
Number of LED	:	63 + 63
Diameter of Light	:	500mm x 2
Brightness Control	:	Capacitive Touch Panel
Power Supply	:	220V/50Hz AC
Focusing	:	Adjustable
Battery Backup	:	Optional



Easily detachable connector based OT Light / Optional

## MT-104

### Adjustable Colour Temperature

Memory Function, High quality sterilizable handle, With protective fire resistant ESG safety glass for scratch proof, fast disinfection process, protects UV and IR rays and improve light penetration. With special European design for ventilation of heat. Body is made of high quality fire resistant polymer.



Mobile Model

Mobile Model  
with battery backup



Easily detachable connector based OT Light / Optional

#### Technical Data

Intensity	:	90,000 Lux ± 10%
Size of Light Field	:	12-30 cm
Colour Temperature	:	4000-5000 K
Colour Reduction Index	:	93 RA
LED Life	:	>50000 Hrs.
Number of LED	:	63
Diameter of Light	:	500mm
Brightness Control	:	Capacitive Touch Panel
Power Supply	:	220V/50Hz AC
Focusing	:	Adjustable
Battery Backup	:	Optional

# O.T. Lights



## MT-105

### Adjustable Colour Temperature

Memory Function, High quality sterilizable handle, With protective fire resistant ESG safety glass for scratch proof, fast disinfection process, protects UV and IR rays and improve light penetration. With special European design for ventilation of heat. Body is made of high quality fire resistant polymer.



#### Technical Data

Intensity	: 80,000 + 1,10,000 Lux $\pm$ 10%	Diameter of Light	: 500mm x 2
Size of Light Field	: 12-30 cm	Brightness Control	: Capacitive Touch Panel
Colour Temperature	: 4000-5000 K	Power Supply	: 220V/50Hz AC
Colour Reduction Index	: 93 RA	Focusing	: Adjustable
LED Life	: >50000 Hrs.	Battery Backup	: Optional
Number of LED	: 57 + 76		

## MT-106

### Adjustable Colour Temperature

Memory Function, High quality sterilizable handle, With protective fire resistant ESG safety glass for scratch proof, fast disinfection process, protects UV and IR rays and improve light penetration. With special European design for ventilation of heat. Body is made of high quality fire resistant polymer.



#### Technical Data

Intensity	: 1,40,000 + 1,10,000 Lux $\pm$ 10%	Diameter of Light	: 500mm x 2
Size of Light Field	: 12-30 cm	Brightness Control	: Capacitive Touch Panel
Colour Temperature	: 4000-5000 K	Power Supply	: 220V/50Hz AC
Colour Reduction Index	: 93 RA	Focusing	: Adjustable
LED Life	: >50000 Hrs.	Battery Backup	: Optional
Number of LED	: 95 + 76		



**MT-107**

**Basin (S.S)**

304/202 G - S.S.  
Sizes : 6", 8", 10", 12", 14" 16"



**MT-108**

**Kidney Tray (S.S)**

304/202 G - S.S.  
Sizes : 6", 8", 10", 12"



**MT-109**

**Instrument Sterilizer**

**Electric (S.S.)**

304/202 G - S.S.  
Sizes : 12"x6"x5.5", 14"x6"x5.5",  
16"x6"x5.5", 16"x8"x7.5",  
18"x8"x7, 20"x8"x7.5", 24"x6"x7.5",  
24"x12"x7.5", 24"x12"x12"



**MT-110**

**Seamless Dressing**

**Drums (S.S)**

304/202 G - S.S.  
Sizes : 6"x4", 6"x6", 9"x9",  
11"x9", 14"x9", 15"x12", 9"x18"



**MT-111**

**Catheter Tray (S.S)**

304/202 G - S.S.  
Sizes : 8"x3", 16"x4"



**MT-112**

**Instrument Tray (S.S)**

304/202 G - S.S.  
Sizes : 8"x6", 9"x6", 10"x8", 11"x7",  
12"x8", 12"x10", 15"x12", 18"x12"



**MT-113**

**Sputum Mug (S.S.)**

304/202 G - S.S.



**MT-114**

**Enema Can (S.S.)**

304/202 G - S.S.



**MT-115**

**Bed Pan (S.S.)**

**Male / Female With Cover**

304/202 G - S.S.



**MT-116**

**Lotion Bowl (S.S.)**

304/202 G - S.S.



**MT-117**

**Urinal Pot (S.S.)**

**Male / Female**

304/202 G - S.S.



**MT-118**

**Cidex Tray**

(A) 10" x 5" x 3" (B) 17" x 5" x 3"  
(C) 26" x 5" x 3", (D) 36" x 5" x 3"



**MT-119**

**Formalin Chamber**

**(with Two Trays)**

(A) 12"x7"x6" (B) 14"x8"x6"  
(C) 10"x7"x6"



**MT-120**

**Formalin Chamber**

**(with Three Trays)**

(A) 20"x8" x 8" (B) 23" x 8" x 8"  
(C) 26" x 8" x 8" (D) 23" x 12" x 12"



# Hollowares



**MT-121**  
Douche Can



**MT-122**  
Eye Shield / Eye Wash Cup



**MT-123**  
Plastic Kidney Tray



**MT-124**  
Douche Tube



**MT-125**  
Plastic Bed Pan



**MT-126**  
Plastic Commode



**MT-127**  
Urine Pots Graduated



**MT-128**  
Electric Vaporizer



**MT-129**  
Steam Inhaler



### MT-130

#### Autoclave (Portable) Wing Nut Type (aluminium) Electric

Aluminium deep drawn body, ring and lid made of aluminium casting  
 Size : 12" D x 12" H, 12" D x 15" H  
 Available in electric and non-electric  
 Also available with semiautomatic (Timer Based)  
 All sizes are approximate

### MT-131

#### Autoclave (Portable) Wing Nut Type (S.S.) Electric

Deep drawn body made of 304 Grade, ring made of aluminium casting, lid made of a aluminium casting with S.S. Plate  
 Size: 12" D x 12" H, 12" D x 15" H  
 Available in electric and non-electric  
 Also available in S.S. LID as per customer requirement  
 All sizes are approximate



### MT-132

#### Cooker Type Autoclave (Portable) Single/Double Drum S.S. Electric

Seamless construction made of S.S. with turning on lid highly polished. It comes with one stop cock (continues bleeding valve), safety valve and pressure guage.  
 Size: 12"x14", 12"x22"  
 Available in electric and non-electric  
 Also available with semiautomatic (Timer Based)  
 All sizes are approximate

### MT-133

#### Cooker Type Autoclave (Portable) Single/Pouble Drum Aluminium

Seamless construction made of aluminium alloy with turning on lid highly polished. It comes with one stop cock (continues bleeding valve), safety valve and pressure guage.  
 Size: 12"x12", 12"x14", 12"x20" Available in electric and non-electric  
 All sizes are approximate Note: Also Available in S.S. Model



### MT-134

#### Verticle Double Drum Autoclave Wing Nut Type (S.S.)

Vertical Autoclave inner outer made of Stainless Steel heavy gauge sheet fitted with pressure guage (Max. pressure 15PSI), safety valve (weighted) pressure release valve & good quality rubber gasket for seamless/leak proof fitting (Silicon gasket optional).

- Note:
- Ring made of a aluminium casting
  - Lid made of aluminium casting with S.S. plate
  - Electric autoclave fitted with heating element of 2KW single phase 220V/50Hz
  - Also available in semi automatic (Timer Based)
  - sizes: 12" x 22", 16" x 24"



## MT-135

### High Pressure Surgical Autoclave Vertical (Triple Walled)

**Vertical high pressure water steam electrically heated sterilizer used for sterilization in Hospitals, Nursing Homes, Pharmaceutical Industries and laboratories.** Inner chamber, Steam jacket, Outer chamber & ring is made of thick 304 G stainless steel. All sterilizers are hydraulically tested upto 2.5 times of working pressure. Lid is also made of thick stainless steel plate single piece and closed by Radial Locking and foot lifting system. Jointless neoprene/silicon gasket does not allow any leakage. By mean of steam under pressure of 5 to 20 PSI  $\pm$  3 PSI (Adjustable) Fitted with double safety valve, Water level indicator, water inlet and outlet drain valves fitted with **vacuum breaker**. Supplied complete with cord, plug, timer, alarm & automatic pressure control switch but without dressing bins. To work on 220 volts, Single Ph, 50 Hz, Ac supply.

(NOTE-Three phase 440V AC Supply on request).

Available in following sizes

Dia	Depth	Cap. Approx.	Element	Load
(A) 300 x	550 mm(12" x 22") approx.	40ltrs.	1 Nos.	4 Kw
(B) 400 x	600 mm (16" x 24") approx.	75Ltrs.	1 Nos.	6Kw
(C) 550 x	600 mm (22" x 24") approx.	140Ltrs.	1 Nos.	6Kw

#### Optional Accessories

- |  |                   |
|--|-------------------|
| (1) Automatic low water level cut-off device | (2) Digital Timer |
| (3) Digital Temperature Indicator.           | 4) Dressing Bins  |

Note : Other sizes on Request

## MT-136

### Horizontal High Pressure Cylindrical Steam Sterilizer

**Handsomely Made For Long Service and to provide easier and surer Sterilization for use in Hospitals, Nursing Homes, Pharmaceutical Industries and Laboratories.**

**CONSTRUCTION:** Both chambers, back plate, ring and steam generator are made of strong 304 G stainless steel . All joints are strongly argon welded and completely leak proof. The outer jacket is thickly insulated which prevent heat loss due to radiation and covered with stainless steel sheet for elegance. All sterilizers are hydraulically tested upto 2.5 times of working pressure. By mean of steam under pressure of 5 to 22 PSI  $\pm$  3 PSI (Adjustable). The unit is fitted with timer alarm, **Automatic pressure control switch**, water level indicator, Temperature gauge, **vacuum breaker and vacuum drying facility with Moisturizing trap**. Mounted on tubular M.S. frame with ground levelling flanges.

**SAFETY DOOR:** Provided with a positive radial locking safety door with neoprene rubber/ silicon gasket which cannot be opened while the chamber is under pressure and disengages automatically when chamber is exhausted. This affords complete safety to the working personnel against explosive opening.

**Note : Sterilisation cycle is controlled by three way valve or multiport valve (Optional)**

#### Technical Specification :

Size	Cap. Approx.	Element	Load
A) 400x600 mm (16"x24")	75 ltrs.	9 KW (1Pc.)	9KW
B) 400x1200 mm (16"x48")	150 ltrs.	6 KW (2Pcs.)	12KW
C) 500x900 mm (20"x36")	176 ltrs.	6KW(2Pcs.)	12KW
D) 500x1200 mm (20"x48")	235 ltrs.	6KW(2Pcs.)	12KW
E) 600x1200 mm (24"x48")	339 ltrs.	9KW(2Pcs.)	18KW

- Note :
- Working sterilization temp. 121°C/123°C
  - Power Supply 440V, 3 Phase
  - Power supply, Single phase, 220V AC on request

#### OPTIONAL ATTACHMENT AT EXTRA COST :

- |  |   |
|--|---|
| 1) S.S. Stand.   | 2) Digital timer and temperature Display.       |
| 3) Double door system.   | 4) Working sterilization temp. 134°C on request |
| 5) Automatic control system with software, solenoid valve and printer. |   |





## MT-137

### Aerosol Disinfector

This model, Ideally suited for decontamination of operation theatres, Wards in Hospitals & Nursing Homes, Pharmaceutical Labs & Production units, Animal housed and Poultry sheds, Hatcheries & EGG Storages, Silk worm rearing houses in sericulture industries etc. Instantly converts liquids formalin into true aerosol particles. Due to high aerodynamic stability the formalin droplets remain suspended in the atmosphere for longer duration and because of penetrating properly ensure 100% sterile germ free and Zero-Bacteria Environment. Eliminates the Cumbersome process involved in the conventional method of fumigation. Can be easily operated even by a ward-boy. A single unit can sterilize 250 cu. mtrs. about 9000 cu. ft. in just 30-60 minutes. Suitable to work on 220 V, Single Phase, 50 Hz, Ac Supply. Available in Aluminium and Stainless Steel body in following capacities. (A) 1.5 Litres (B) 5.0 Litres



## MT-138

### Univac - 0.25 H.P Suction Apparatus



- Ward care Suction Unit
- Powder Coated MS chassis
- Noise level of suction apparatus is 50 dB ± 03 dB
- Electrical requirement - 220 ~230 VAC, 50 Hz, 1 Phase
- Ideal for medical & surgical procedures
- Rotary Vane or Diaphragm Vacuum Pump with - 710 ± 10mm Hg
- Free air displacement 25 ~ 30 ltrs / min
- Heavy duty HN - 50 antistatic castors
- 180 Watt, 1440 RPM, 0.25 H.P. Electric Motor
- 76 mm Vacuum Gauge
- Non collapsible PVC tubing
- 2 x 1.5 Ltrs Polycarbonate jars with overflow safety
- Bacterial filter fitted on top
- All parts coming into contact with secretion are autoclave safe



## MT-139

### Univac - 0.50 H.P Suction Apparatus

- Powder coated M.S. chassis
- Noise level of suction apparatus from is 50 dB +/- 03 dB
- Leakage current of suction units is less than 84 uA
- Electrical requirement -220 ~ 230V, 50Hz, 1 Phase
- Ideal for MTP / Medical / Surgical procedures
- Rotary Vane Type Vacuum Pump with -740 +/- 10mm Hg
- Free air displacement 40 ~ 60 ltrs / MIN
- Heavy duty HN - 65 antistatic castors
- 320 Watt, 1440 RPM , 0.50 H.P. Electric Moto
- 100 mm Vacuum Gauge
- Non collapsible Silicon tubing
- 2 x 2.0 Ltrs. Polycarbonate jars with overflow sagety
- Bacterial filter fitted on top

## MT-140

### Instad Portable Suction Unit AC / DC - DC - AC

#### Main Applications

- Hospital Crash Cart
- Long Term Home Care
- Bed Side
- Patient Transfer
- EMS/Ambulance

#### Instad DC

- EMS/Ambulance
- Bed Side



## MT-141

### Pedal Suction Apparatus

Pedal suction apparatus mainly used in hospital of all levels for suction of blood, phlegm and other thick liquids.

# Anaesthesia Machine

**MT-142**

## Anaesthesia Machine

- Construction: Steel electrostatically powder coated or stainless steel.
- Capacious drawer for keeping anaesthesia kit/accessories.
- Extended platform at rear for two 10 ltrs. (Water Cap.) cylinders.
- Large roller bearings, antistatic castors, for easy mobility and brakes.
- Top tray provided at eye level for keeping monitoring equipments.
- Hook for breathing circuit.
- Wipe clean stainless steel top.
- Provision to fit ventilator.
- Convenient mounting of circle absorber (Optional).
- Emergency drug tray fitted at convenient place.
- Unitised rota meter block for oxygen & nitrous oxide with fine adjustment controls & colour coated knob and luminous back plate. Oxygen flow meter calibrated from 100cc/min to 10 ltrs./ Minute & Nitrous oxide flow meter from 200cc/min to 12 liters/min down Stream receipt of oxygen & (air 0 to 12 ltrs. optional)
- One plenum type vaporizer for ether (optional) & one gold man type vaporizer for halothane, provision to mount three vaporizer at a time
- Non return cum blow off valve in circuit ensures that pressure does not huld-up beyond 200cm. Water column & minimises risk of back flow of gases.
- 60 psl outlet for driving ventilator.
- Change over system open circuit or close circuit.
- Emergency Oxygen flush valve at table level to give 35-60 ltrs/min for emergencies
- Cylinder yokes: Pin indexed yokes two each of oxygen & nitrous oxide
- 63 mm diameter, colour coded gauges fitted at convenient angle for better visibility & clarity, one gauge for O<sub>2</sub> & one gauge for N<sub>2</sub>O shown the line pressure
- High efficiency regulators for reliability two each for O<sub>2</sub> & N<sub>2</sub>O
- One Maggill's or Bain circuit
- One B.P Apparatus.

## Safety Features

- Hypoxic gaurd
- Emergency oxygen flush
- Alarm to provide audible indication of O<sub>2</sub> supply pressure failure
- Nitrous oxide shut off in the event of O<sub>2</sub> failure



OT Equipment &  
Anaesthesia Machine

## Dimension

Height	Depth	Width
150cm	68cm	78cm
Weight App. 60kg		

## MT-143

### Anaesthesia Machine

- Construction: Trolley made by tubular rigid steel section electrostatically powder coated or stainless steel
- Suitable drawer for keeping anaesthesia kit/accessories
- Extended platform at rear for two 10 Ltrs. (Water cap.) cylinders
- Small roller bearings, antistatic castors, for easy mobility and brakes
- Top tray provided at eye level for keeping monitoring equipments
- Hook for breathing circuit
- Wipe clean stainless steel top
- Unitised rota meter block for oxygen & nitrous oxide with fine adjustment controls & colour coated knob and luminous back plate. Oxygen flow meter calibrated from 100cc/min to 10 ltrs. / Minute & Nitrous oxide flow meter from 200cc/min to 12 liters / min down Stream receipt of oxygen
- One gold man type vaporizer for halothene, provision to mount two vaporizers at a time
- Non return cum blow off valve in circuit ensures that pressure does not build-up beyond 200cm. water column & minimises risk of back flow of gases.
- 60 psl outlet for driving ventilator
- Emergency Oxygen flush valve At table level to give 35-60 ltrs./min for emergencies
- Cylinder yokes: Pin indexed yokes two each of oxygen & nitrous oxide
- 50mm diameter, colour coded gauges fitted at convenient angle for better visibility & clarity
- High efficiency regulators for reliability two each for O<sub>2</sub> & N<sub>2</sub>o
- One Maggill's or Bain circuit

### Safety Features

- Emergency oxygen flush
- Alarm to provide audible indication of O<sub>2</sub> supply pressure failure
- Nitrous oxide shut off in the event of O<sub>2</sub> failure



### Dimension

Height	Depth	Width
152cm	60cm	65cm
Weight App.	45kg	



# Anaesthesia Machine



## MT-144

### Portable Anaesthesia Machine

- Construction: trolley made by tubular rigid steel section electrostatically powder coated or stainless steel
- Suitable drawer
- Unitised rota meter block for oxygen & nitrous oxide with fine adjustment controls & colour coated knob and luminous back plate.
- Oxygen flow meter calibrated from 100cc/min to 10 ltrs. / Minute & Nitrous oxide flow meter from 200cc/min to 12 liters/min down Stream receipt of oxygen
- One gold man type vaporizer for halothene
- Non return cum emergency oxygen unit with blow off valve in circuit ensures that pressure does not build-up beyond 200cm. water column & minimize risk of back flow of gases.
- Two pre set regulators (forged quality) one each for O2 & N2O with high pressure tubing non inter changeable for connection with flow meter inlet
- One Maggill's & bain circuit

#### Dimension

Height	Depth	Width
40 cm	18 cm	30cm

Weight App. 10kg

## MT-145

### Anaesthesia Machine

- Construction: Trolley made by tubular rigid steel section electrostatically powder coated or stainless steel
- Suitable drawer for keeping anaesthesia kit / accessories
- Extended platform at rear for two 10 ltrs. (Water cap.) cylinders
- Small roller bearings, antistatic castors, for easy mobility and brakes
- Top tray provided at eye level for keeping monitoring equipments
- Hook for breathing circuit
- Wipe clean stainless steel top
- Unitised rota meter block for oxygen & nitrous oxide with fine adjustment controls & colour coated knob and luminous back plate. Oxygen flowmeter calibrated from 100cc/min to 10 ltrs. Minute & Nitrons oxide flow meter from 200cc/min to 12 liters/min down Stream receipt of oxygen.
- One gold man type vaporizer for halothene
- Non return cum blow off valve in circuit ensures that pressure does not build-up beyond 200cm. Water column & minimises risk of back flow of gases.
- 60 psl outlet for driving ventilator
- Emergency Oxygen flush valve At table level to give 35-60 ltrs/min for emergencies
- Cylinder yokes: Pin indexed yokes one each of oxygen & nitrous oxide
- 50 mm diameter, colour coded gauges fitted at convenient angle for better visibility & clarity
- High efficiency regulators for reliability one each for O2 & N2o
- One Maggills or Bain circuit

#### Safety Features

- Emergency oxygen flush
- Nitrous oxide shut off in the event of O2 failure

#### Dimension

Height	Depth	Width
152cm	43cm	55cm

Weight : 36 kg





### MT-146

#### Photo Therapy Unit (Deluxe Model)

- Four, 2 feet TLD daylight tubes.
- Two, 2 feet imported low pressure mercury vapour at 450nm specially used for hyperbilirubinaemia treatment (TL 20W/52) with individual switching facility.
- Heavy duty mobile stand with height adjustment facility & easy swivelling of source box when stand is to be used in conjunction with Radiant Warmer.
- M.S. fabrication with powder coated paint.
- Mounted on castors for easy mobility.
- Clear acrylic filter.
- Source cooling fan.
- Time Totaliser (Optional).
- Unit also available in stainless steel.



### MT-147

#### Phototherapy Economy

Allisco high radiation CFL Phototherapy is design to provide Phototherapy to neonates under various conditions for neonatal neonatal bilirubinaemia.



### MT-148

#### ◀ Photo Therapy Unit Double Surface Economical (Deluxe Model)

### MT-149

#### Bubble Cpap System ▶

Unique system that can deliver high flows of Air or Oxygen ranging from 1 to 15 LPM.



# Neonatal Equipments



## MT-150

### Sunshine Double Surface Phototherapy Unit (led)

In the new born period i.e. birth to one month, jaundice can pose a serious problem, because high level of the bilirubin, which is not water soluble, can be decomposed to a harmless metabolic which is water soluble, does not cross blood brain barrier and is rapidly excreted in the bile and urine and so does not accumulate. This has been achieved by exposing the infant to bright light (approximately 4.5 micro watts/sq cm/nm) in the range of 420-480 nm wave length by use of conventional phototherapy unit has been one of SS TECHNOMED most important focus in the field of neonatology for many years. In order to remove the limitation of fluorescent and CFL tubes, SS TECHNOMED has utilised long lasting, durable, more efficient and cost effective LEDs with more than double the flux as against what is radiated from conventional, fluorescent and CFL, for jaundice treatment.



## MT-151

### Open Care System

DX open care systems allow you to efficiently care and provide advance warming capabilities while using one touch operations to simplify procedures. Advance microprocessor controlled system with self check on the electronic circuitry skin / air / manual control.



## MT-152

### Infant Radiant Warmer

Advance micro processor controlled system with self check on the electronic circuitry skin / Air Manual control. Digital display of baby temperature. Manual / Servo control modes provide the clinician more flexibility while optimizing the thermal environment. In addition the skin / Air temperature display is larger than the other set temperature display. Skin temperature can be converted from Celsius to Fahrenheit by the push of a button. The spacious baby bed incorporates easy drop down sides for maximum access to the baby. The control panel is also the heart for a completely integrated alarm system with both audible and visual indicators in the event of

- Probe fail
- Skin High
- Skin Low
- Power Fail
- Heater Fail

Neonatal Equipments




## MT-153

### Scrub Station

- Scrub station wall mounted , made of heavy duty Stainless Steel 304 grade Supplied.

Size in (MM)	User	Tap
900Lx550Wx600D mm	One	Elbow Operated
1200Lx550Wx600D mm	Two	Elbow Operated
1500Lx550Wx600D mm	Three	Elbow Operated
1800Lx550Wx600D mm	Four	Elbow Operated



## MT-154

### Scrub Station Automatic

- Scrub station stand / wall mounted , made of heavy duty Stainless Steel 304 grade Supplied with Automatic Sensor & foot, Elbow operated.

Size in (MM)	User	Tap
900Lx550Wx600D mm	One	Elbow Operated
1200Lx550Wx600D mm	Two	Elbow Operated
1500Lx550Wx600D mm	Three	Elbow Operated
1800Lx550Wx600D mm	Four	Elbow Operated



# Blood Transfer Chair / Mortuary



## MT-155

### Blood Transfusion Chair

- Cushioned top in three sections.
- Backrest & Legrest Sections adjustable.
- Height: 50 cms.
- Seat: 50 x 40 cms.
- Leg Rest: 50 x 40 cms.
- Adjustable Armrest.
- Epoxy Powder Coated.

## MT-156

### Mortuary Chambers

Mortuary chamber are designed for storing cadavers under cold condition to prevent bodies from decomposition. Double walled construction with inner chamber made of S.S. (SS-304) & outer body made of M.Steel powder coated/stainless steel. Polyurethane (PUF) insulation is filled between walls & whole structure is made on heavy duty iron angle frame mounted on castors for easy movability tray to carry bodies with handle at both end, fitted rollers completely made S.S. Provided with front opening and double system , inner door S.S. with windows of transparent acrylic sheet for view without disturbing thermal condition. Refrigeration unit kept outside the chamber for easy maintenance, temperature maintained by hermetically sealed KIRLOSKAR compressor controlled by electronic digital temperature controller cumindicator having dual set point with in built automatic defrost system being provided with Air circulation fan for uniform distribution of temperature, cooling indicator, voltmeter and illumination switch. Suitable to work on 220/230 VAC 50Hz. Single phase supply. Supplied with complete tray, cord & plug.



Scrub Station &  
Blood Transfer Chair

# Anaesthesia Equipments



**MT-157**  
Laryngoscope Set Adult



**MT-158**  
Laryngoscope Set Cum Ent Set



**MT-159**  
Laryngoscope Set



**MT-160**  
Laryngoscope Set



**MT-161**  
Laryngoscope Spare Bulb



**MT-162**  
Laryngoscope Set Child



**MT-163**  
Laryngoscope Set Infant

Anaesthesia  
Equipment



## Resuscitators



**MT-164**  
Silicon Face Mask



**MT-165**  
Anaesthesia Face Mask



**MT-166**  
Rebreathing Bag



**MT-167**  
Resuscitator Silicon



**MT-168**  
Resuscitator, Rubber



**MT-169**  
Artificial Resuscitator  
(Non Autoclave Adult)



**MT-170**  
Rebreathing Bag



**MT-171**  
Vacuum Extractor



**MT-172**  
Silicone Vacuum Cup

# Medical Equipments Accessories



## Multipara Monitor



MT-173



MT-174



MT-175



MT-176

## ECG Machine



MT-177



MT-178



MT-179



MT-180

## 2 Para Monitor

MT-03



MT-181



MT-182



MT-183



MT-184

## Defibrillator

## CTG Machine



MT-185



MT-186



MT-187



MT-188

## Syringe Pump



MT-189



MT-190



MT-191



MT-1962

## Pulse Oximeter

## Fetal Doppler



MT-193



MT-194



MT-195



MT-196

## Other Hospital Accessories



MT-197



MT-198



MT-199



MT-200



MT-201



MT-202



MT-203



MT-204



MT-205



MT-206



MT-207



MT-208



MT-209



MT-210



47 MT-211



MT-212



MT-213



MT-214



MT-215



# Medical Equipments-Philips



## Bi-PAP & C-PAP



**MT-216**  
Auto C-PAP



**MT-217**  
Humidifier



**MT-218**  
Bi-PAP S/T



**MT-219**  
Bi-PAP-AVAPS & Humidifier



**MT-220**  
Oxygen Concentrator  
Model Everflow



**MT-221**  
Bi-PAP Mask



**MT-222**  
C-PAP Mask



**MT-223**  
Philips Nebulizer  
Compressor System



**MT-224**  
Philips Oxygen  
Concentrator (Portable)